





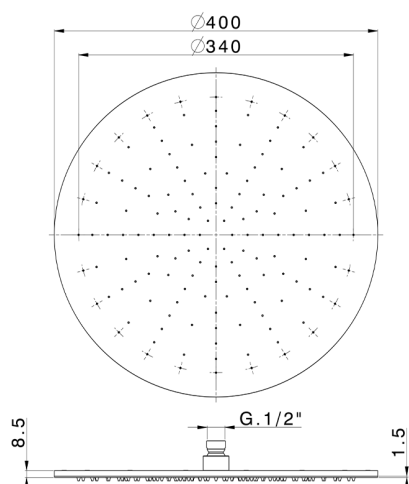
## Ø 400 mm inspectable arm showerheads SHOWER\_SS020030

MODEL **SS020030**

Ø 400 mm inspectable arm showerheads, rain function, 9 mm thick, Stainless Steel AISI 304

### AVAILABLE FINISHINGS

-  **40** 40 Matt Black
-  **4Q** 4Q Matt White
-  **D1** D1 Brushed Inox
-  **D2** D2 Polished Inox



### CHARACTERISTICS



2024-11-15