





## Ø 250 mm inspectable arm showerheads SHOWER\_SS020010

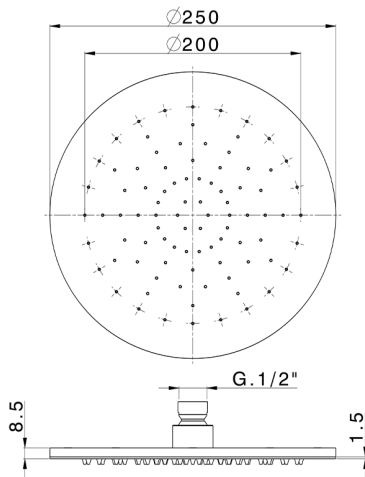
MODEL **SS020010**

Ø 250 mm inspectable arm showerheads, rain function, 9 mm thick, Stainless Steel AISI 304

### AVAILABLE FINISHINGS

-  **D1** D1 Brushed Inox
-  **40** 40 Matt Black
-  **4Q** 4Q Matt White
-  **D2** D2 Polished Inox

### CHARACTERISTICS



2026-06-13