





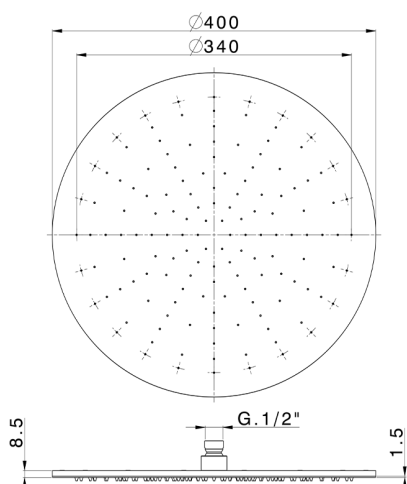
Ø 400 mm inspectable arm showerheads SHOWER_SS020030

MODEL **SS020030**

Ø 400 mm inspectable arm showerheads, rain function, 9 mm thick, Stainless Steel AISI 304

AVAILABLE FINISHINGS

-  **D1** D1 Brushed Inox
-  **40** 40 Matt Black
-  **4Q** 4Q Matt White
-  **D2** D2 Polished Inox



CHARACTERISTICS



2026-06-13