



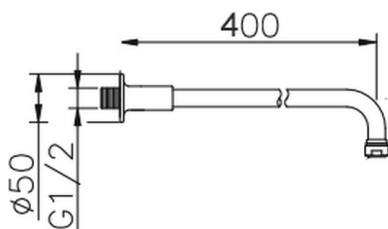
Shower arm VT-CS SHOWER_05.BD.02H.

MODEL **05.BD.02H.**

Shower arm VT-CS, L.400 mm

AVAILABLE FINISHINGS

-  **AC** AC Satin Brushed Nickel
-  **AG** AG Antique Gold
-  **BA** BA Old Bronze
-  **CR** CR Chrome
-  **2W** 2W Brushed Gold



CHARACTERISTICS



2026-06-29