


## Shower arm VT-CS SHOWER\_05.BD.02H.

MODEL **05.BD.02H.**


Shower arm VT-CS, L.400 mm


### AVAILABLE FINISHINGS

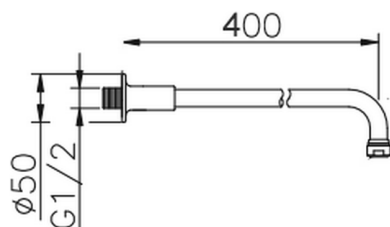
 **AC** AC Satin Brushed Nickel

 **AG** AG Antique Gold

 **BA** BA Old Bronze

 **CR** CR Chrome

 **2W** 2W Brushed Gold



### CHARACTERISTICS



2026-04-28