






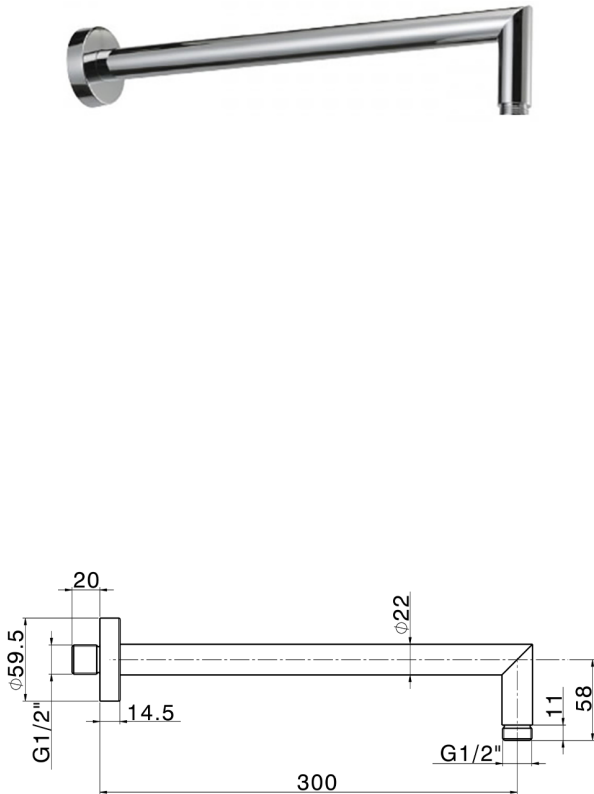
## Shower arm SHOWER\_SS013390

MODEL **SS013390**

Shower arm, 300 mm length D.20,5 mm, Brass

### AVAILABLE FINISHINGS

-  **21** 21 Chrome
-  **2B** 2B Polished Nickel
-  **2F** 2F Brushed Nickel
-  **2P** 2P Rose Gold
-  **40** 40 Matt Black
-  **4Q** 4Q Matt White
-  **2W** 2W Brushed Gold



### CHARACTERISTICS



2026-06-29